


IPM2-CFH | Custom Fit Holder for Apple® iPad 2



IPM2-CFH
Custom-Fit Holder
for Apple iPad 2

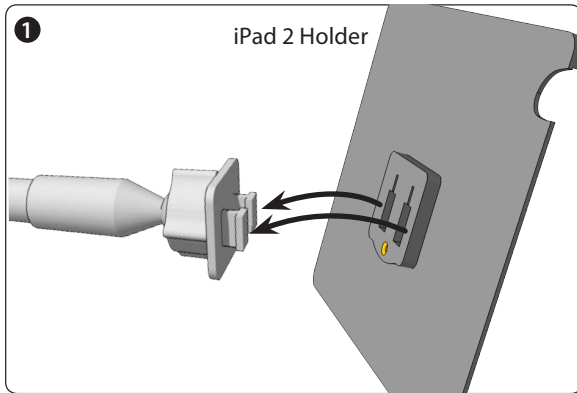
Package Contents:

- (1) IPM2-CFH - iPad 2 Custom Fit Holder

 Do not place mount in or near an air bag deployment zone or where it will obstruct view of the road.

1 Windshield Mounting

Attach the Tablet holder to the mount by inserting the dual T-tabs on the mount to the dual T-slots on the holder.

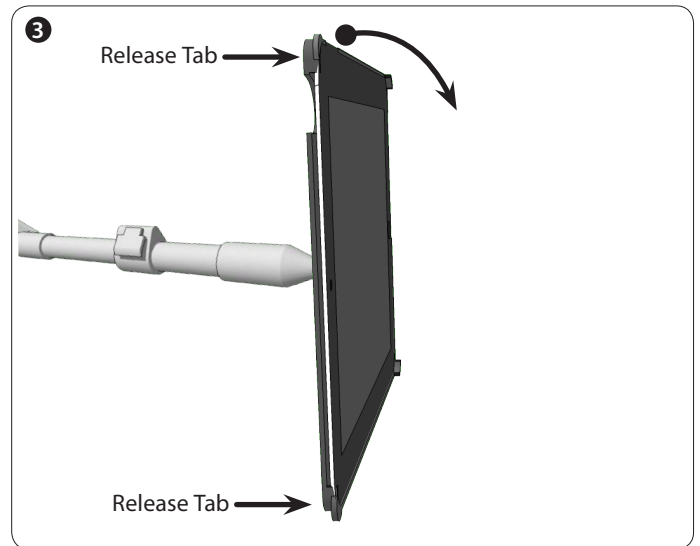


2 Mounting and removing the iPad 2 from the Holder

Insert iPad 2 into the hard case iPad 2 holder until it clicks into position. Adjust the position of the iPad for optimum viewing and tighten the ring on the swivel ball head to lock into position.



3 Remove iPad 2 by pushing back the release tabs on the corners of the hard case iPad 2 holder.



Safety Precautions

Do not install Arkon products over an air bag cover or within the air bag deployment zone. Arkon Resources, Inc. assumes no responsibility of liability for injury or death as a result of car crashes and/or air bag deployment.

Arkon is not responsible for any damages caused to your car, your device, or yourself due to the installation or use of this pedestal mount.

ARKON
RESOURCES INC.

The Mobile Mounting Specialists™

Consumer Hotline:

USA (800) 841-0884

INT'L (626) 254-9005

Monday - Friday 9 am - 5 pm, PST

www.arkon.com

Arcadia, CA 91006 USA

Designed in USA | Made in China

© Copyright 2012 Arkon Resources, Inc.