

GN014-SBH | Mini Windshield Suction Swivel Mount



GN014-SBH
Windshield Mount with
Swivel Ball Head Assembly

Patent Pending

Package Contents:

- (1) GN014 - Mini windshield mount
- (1) Swivel ball head assembly with dual T-tab pattern adapter plate and tightening ring.

Compatible with:

- All Arkon dual T-tab pattern phone cradles and adapter plates
- Most Garmin 17mm ball connections. (See website for full list.)

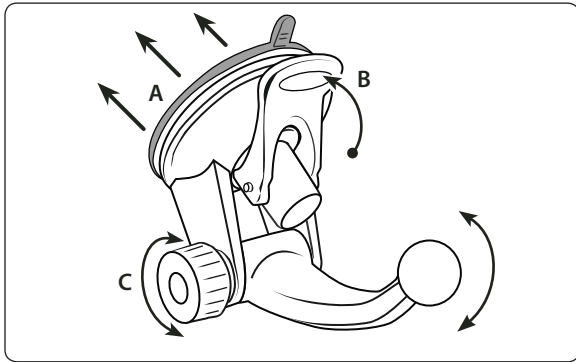


Do not place mount in or near an air bag deployment zone or where it will obstruct view of the road.

Windshield Mounting

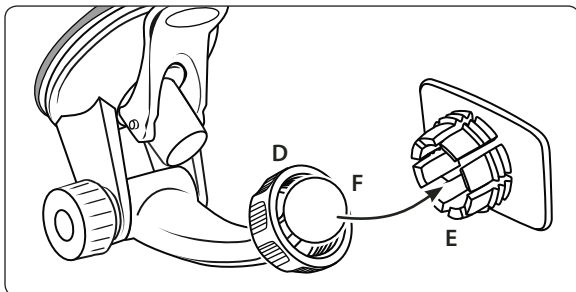
Step 1. Find a safe location on the interior of the vehicle's windshield to mount the pedestal. Firmly push the suction base (A) against the windshield and flip the base lever down (B) to the locked position. See diagram below.

Step 2. Adjust the angle of the pedestal arm by tightening the angle adjustment knob (C) at the base to the desired angle.



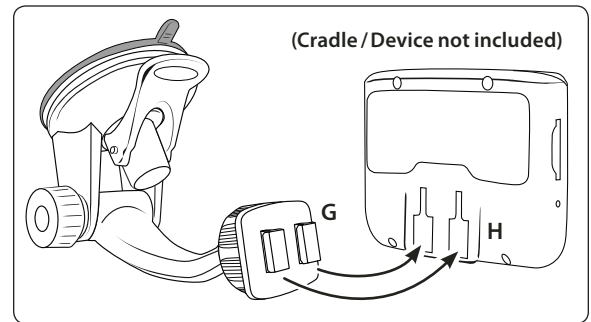
Swivel Ball Head Assembly Attachment

Step 1. Slip the tightening ring (D) over the pedestal ball. Snap the dual-T head adapter plate (E) on to the pedestal ball (F). Screw the tightening ring over the adapter plate until securely holding the plate. Adjust the angle as needed.



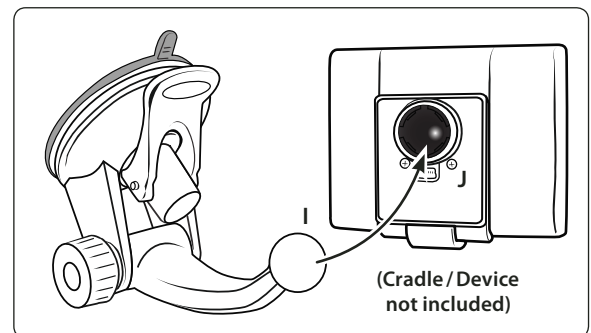
Attach Cradle or Device to Pedestal

Step 1. To attach your cradle or device (not included, sold separately) to the dual T-head, insert the dual T-tabs (G) into the dual T-slots (H) on the back of the cradle or device.



Attaching a Garmin Device to Pedestal

Step 1. Do not attach the swivel ball head assembly. Attach your Garmin device (not included, sold separately) to the ball head by firmly inserting the ball head (I) into the cavity (J) in the back of the device.



All brand names and product names are trademarks or registered trademarks of their respective owners.



Safety Precautions

Follow all manufacturer safety guidelines for operating your device. Failure to practice safe usage of GPS device while driving may result in damage, injury, or death.

Arkon is not responsible for any damages caused to your car, your device, or yourself due to the installation or use of this pedestal mount.

ARKON[®]
RESOURCES INC.

The Mobile Mounting Specialists™

Consumer Hotline:

USA (800) 841-0884

INT'L (626) 254-9005

Monday - Friday 9am - 5pm, PST

www.arkon.com

Arcadia, CA 91006 USA

Designed in USA | Made in China and Taiwan

© Copyright 2009 Arkon Resources, Inc.